




Vitreoretinal Product Catalog

FCI-Ophthalmics.com



FCI®

a ZEISS company



FCI Ophthalmics is a world leader in the development of a wide range of ophthalmic surgical devices.

Since the company's inception in 1984, we are committed to responding to the ever-changing needs of eye care professionals with innovative research and advanced materials.

FCI has a wide range of surgical retina products including laser probes, scleral buckles, vitreoretinal accessories and single use instruments to provide added value to vitreoretinal surgeons.

In addition to our vitreoretinal portfolio, we also offer a full range of other eye care products, including cataract surgery devices, lacrimal stents and tubes, orbital implants, ptosis repair devices, knives and sutures, and dry eye products.





TABLE OF CONTENTS

MEDICAL RETINA

PRECIVIA®	4 - 5
------------------	--------------

SURGICAL RETINA

ENDO-PROBES	6 - 8
Laser Connectors	
Laser Probes	
Multiflex™ Directional Laser Probes	
Multiflex™ Inverted Laser Probes	
SCLERAL BUCKLES	10 - 11
Silicone Bands, Strips, Tires and Sponges	
Watzke Forceps	
ACCESSORIES	12
Single Use Trocar Cannula Systems	12
RetiLock®	
Single Use Vitrectomy Lenses	13
Silicone Vitrectomy Lenses	
PMMA Vitrectomy Lenses	
PMMA Autostable Plano-Concave Lens	
Single Use 3 Mirror Lens	14
Iris Retractors	14
VITREORETINAL INSTRUMENTS	16 - 21
DEX™ Forceps and Scissors	
Retinal Polisher	

PRECIVIA® INTRAVITREAL INJECTION ASSISTANT

Precivia® is a disposable device that simplifies* intravitreal injections. Its special design ensures a fast, accurate and predictable procedure*.

Eliminates unnecessary instruments

- No speculum, caliper or pressure plate needed.

Ensures accuracy

- Fixed guide ensures proper angle, depth and distance of injection every time.

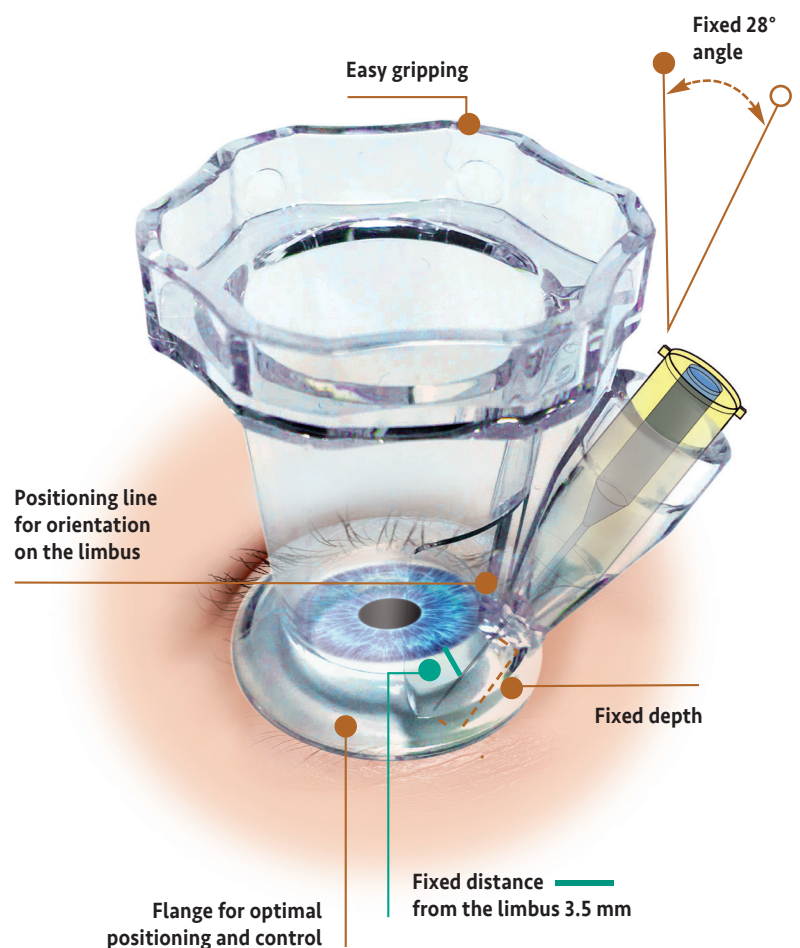
Relaxes patients*

- Precivia® immobilizes the eye and hides the needle resulting in less patient anxiety.

Prevents leakage*

- Rotating the device pre and post injection displaces and replaces the conjunctiva over the injection site.

FCI
EXCLUSIVE



Video

*References: Ratnarajan G, Nath R, Appaswamy S, et al. Intravitreal injections using a novel conjunctival mould: a comparison with a conventional technique. British Journal of Ophthalmology 2013;97:395-397. Petri, A., Boysen, K., Cehofski, L.J. et al. Intravitreal Injections with Vascular Endothelial Growth Factor Inhibitors: A Practical Approach. Ophthalmol Ther 9, 191-203 (2020).


PRECIVIA®

	Single use	PACKAGING
S5.200.P	To be used with syringes filled with solutions and needles 30 Ga x ½ inches, connected by a luer-lock connection.	box of 25
S5.200.I	Compatible with insulin syringes with crimped needle.	box of 25

LASER PROBES

Ergonomic non-slip handpiece design

- Available in 23 Ga, 25 Ga, 27 Ga
- Color coding for easy identification
- Ultra precise concentric laser spot
- Compatible with most laser machines
- Sterile, box of 10



LASER CONNECTORS

ALCON® / BAUSCH+LOMB™ / DORC / ELLEX / IRIDEX / LIGHTMED / MERIDIAN AG / SMA095 / ZEISS

FCI	KATALYST	Single use	Ga
S9.1001.23	V6000-23A	Straight	23
S9.1001.25	V6000-25A	Straight	25
S9.1001.27	V6000-27A	Straight	27
S9.1211.23	V6100-23A	Flex Curved	23
S9.1211.25	V6100-25A	Flex Curved	25
S9.1201.23	V6111-23A	One Piece Curved	23
S9.1201.25	V6111-25A	One Piece Curved	25
S9.1201.27	V6111-27A	One Piece Curved	27



ALCON is a registered trademark of NOVARTIS AG.; BAUSCH+LOMB™ is a registered trademark of BAUSCH & LOMB™ Inc.; DORC is a registered trademark of D.O.R.C. Dutch Ophthalmic Research Center (International) B.V.; ELLEX is a registered trademark of Ellex Medical Pty Ltd; ZEISS is a registered trademark of CARL ZEISS AG.

ENDO-PROBES

MULTIFLEX™ DIRECTIONAL LASER PROBES

Directional and Extendable Directional Laser Probes

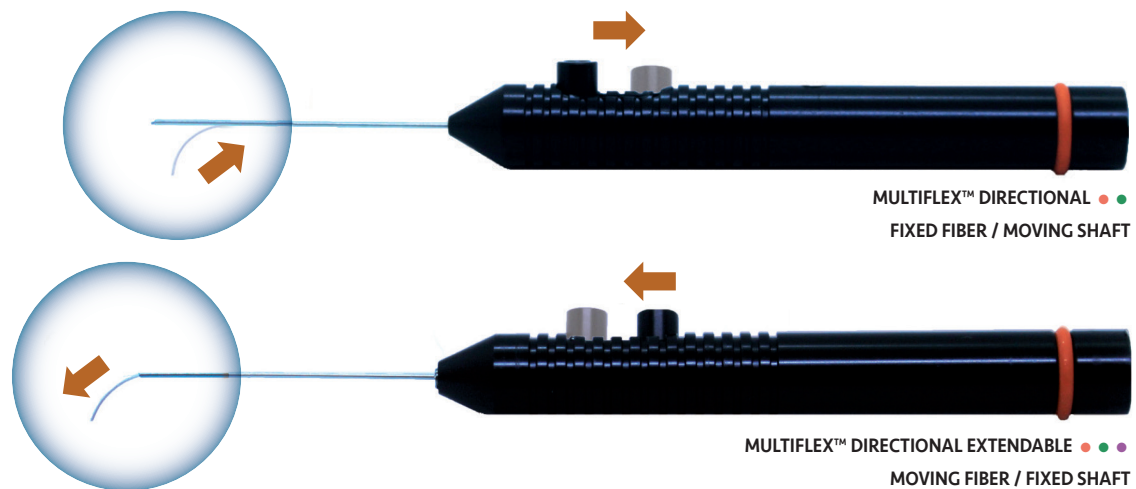
- Available in 23 Ga, 25 Ga, 27 Ga
- 0° to 75° of surgeon controlled curve
- Ultra precise concentric laser spot
- Compatible with most laser machines
- Sterile, box of 10

EXCLUSIVE
"STIFF"
TECHNOLOGY

Stiff Technology:

Unleash the power of precision with our patented 19 Ga telescoping stiffening sleeve. This cutting-edge technology adds rigidity and stability to 25 Ga and 27 Ga instruments, giving you optimal control and precision.

Simply insert the instrument into the trocar cannula and watch as the sleeve retracts back inside the shaft, providing stiffness at the extremity of the instrument.



LASER CONNECTORS

- Sterile, box of 10

ALCON® / BAUSCH+LOMB™ / DORC / ELLEX / IRIDEX / LIGHTMED / MERIDIAN AG / SMA095 / ZEISS

FCI	KATALYST	Single use	Ga
S9.1311.23	V6510-23A	Directional laser probe	23
S9.1311.25	V6510-25A	Directional laser probe	25
S9.1321.23	V6510E-23A	Directional Extendable laser probe	23
S9.1321.25	V6510E-25A	Directional Extendable laser probe	25
	V6510-25A-S	Stiff Directional laser probe	25
	V6510-27A	Stiff Directional laser probe	27



ALCON is a registered trademark of NOVARTIS AG.; BAUSCH+LOMB™ is a registered trademark of BAUSCH & LOBB™ Inc.; DORC is a registered trademark of D.O.R.C. Dutch Ophthalmic Research Center (International) B.V.; ELLEX is a registered trademark of Ellex Medical Pty Ltd; ZEISS is a registered trademark of CARL ZEISS AG.

MULTIFLEX™ INVERTED LASER PROBES

Multiflex™ Inverted and Multiflex™ Inverted Extendable Laser Probes

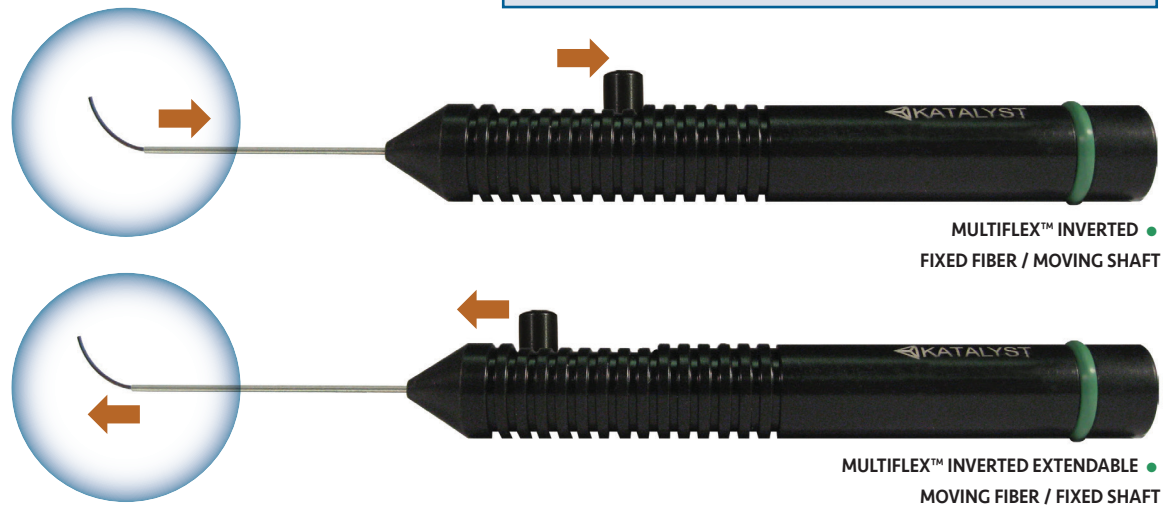
- Available in 25 Ga
- Cursor-controlled angle: 0° to 75°
- Ultra precise concentric laser spot
- Compatible with most laser machines
- Sterile, box of 10

**EXCLUSIVE
"STIFF"
TECHNOLOGY**

Stiff Technology:

Unleash the power of precision with our patented 19 Ga telescoping stiffening sleeve. This cutting-edge technology adds rigidity and stability to 25 Ga and 27 Ga instruments, giving you optimal control and precision.

Simply insert the instrument into the trocar cannula and watch as the sleeve retracts back inside the shaft, providing stiffness at the extremity of the instrument.



LASER CONNECTORS

- Sterile, box of 10

ALCON® / BAUSCH+LOMB™ / DORC / IRIDEX / LIGHTMED / MERIDIAN AG / SMA095 / ZEISS

KATALYST	Single use	Ga
V6520E-25A	Multiflex™ Inverted Extendable	25



ALCON is a registered trademark of NOVARTIS AG.; BAUSCH+LOMB™ is a registered trademark of BAUSCH & LOMB™ Inc.; DORC is a registered trademark of D.O.R.C. Dutch Ophthalmic Research Center (International) B.V.; ELLEX is a registered trademark of Ellex Medical Pty Ltd; ZEISS is a registered trademark of CARL ZEISS AG.


ENDO-PROBES

SILICONE BANDS, STRIPS, TIRES AND SPONGES

FCI medical grade silicone implants for scleral buckling have been used in retinal detachment surgery throughout the world with an excellent track record.

Main characteristics:

- Soft and elastic
- Biocompatible and nontoxic
- Nonantigenic
- Easily tailored to exact size
- Wide range of shapes available
- Sterile



Bands*

		Single use	LENGTH	PACKAGING
S5.1000		Type 40	120 mm	box of 3
S5.1010		Type 41	120 mm	box of 3
S5.1020		Type 42	120 mm	box of 3
S5.2000		Type 240	120 mm	box of 3

Fixation Sleeves

		Single use	LENGTH	PACKAGING
S5.3000		Type 70 for S5.1000 / S5.1010	30 mm	box of 3
S5.3015		Type 71 for S5.1010	30 mm	box of 3
S5.3020		Type 72 For S5.1020	30 mm	box of 3
S5.3010		Type 270 for S5.2000	30 mm	box of 3

*Supplied with silicone fixation sleeve

Recommended to use with Fixation Sleeves

Watzke Forceps

- Stainless Steel, box of 1

	Reusable	PACKAGING
S5.3100		box of 1



SCLERAL BUCKLES

Strips

	Single use	LENGTH	PACKAGING	
S5.1100		Type 20	100 mm	box of 3
S5.1200		Type 31	100 mm	box of 3
S5.1250		Type 32	100 mm	box of 3
S5.2100		Type 219	100 mm	box of 3
S5.2200		Type 220	100 mm	box of 3
S5.2250		Type 225	100 mm	box of 3

Tires

	Single use	PACKAGING	
S5.2290		Asymmetrical Tire Type 276	box of 3
S5.2300		Type 277	box of 3
S5.2310		Biconvex Tire Type 287	box of 3
S5.2320		Biconvex Tire Type 289	box of 3
S5.2330		Type 279	box of 3
S5.2340		Asymmetrical Tire Type 280	box of 3

Sponges

	Single use	LENGTH	PACKAGING	
S5.6303		Type 503	100 mm	box of 3
S5.6304		Type 504	100 mm	box of 3
S5.6305		Type 505	100 mm	box of 3
S5.6320		Type 505G	100 mm	box of 3
S5.6335		Type 506	100 mm	box of 3
S5.6340		Type 506G	100 mm	box of 3
S5.6357		Type 507	100 mm	box of 3
S5.6360		Type 507G	100 mm	box of 3
S5.6370		Type 509G	100 mm	box of 3
S5.6450		Type 510	100 mm	box of 3
S5.6475		Type 511	100 mm	box of 3

SINGLE USE TROCAR CANNULA SYSTEMS

RetiLock®, the first one-step and autostable FCI Trocar Cannula System.

- Exclusive and patented design ensures stability of the cannula using a unique scleral ring
- Ready-to-use for one-step insertion
- Ultra-sharp knife for smooth and precise incision
- Cone-shaped cannula provides easy instrument insertion
- 3 mm and 4 mm scleral marker
- Supplied with a 23 Ga / 25 Ga infusion line compatible with BSS, gas and silicone oil
- Sterile, box of 5 kits



RetiLock® VALVED

- 3 Trocar cannulas mounted on ultra sharp knives
- 1 infusion line
- Transparent removable silicone valve and cone-shaped cannula for easy insertion of instruments



S9.7100 ●●

RetiLock® NON-VALVED

- 3 Trocar cannulas mounted on ultra sharp knives
- 1 infusion line
- Cone-shaped cannula for easy insertion of instruments
- 3 plugs: compatible with standard forceps such as Paufigue and Bonn forceps



S9.7000 ●●

It is recommended to gently insert the plug on the trocar.

Single use 23 Ga		Single use 25 Ga	
S9.7000.23	Retilock® NON-VALVED	S9.7000.25	Retilock® NON-VALVED
S9.7100.23	Retilock® VALVED	S9.7100.25	Retilock® VALVED

SINGLE USE VITRECTOMY LENSES

Silicone Vitrectomy Lenses

- Sterile, box of 5

	Single use	FIELD	MAGNIFICATION	LANDERS RING COMPATIBILITY
S5.7010	Plano-Concave	30°	1.08 x	Yes
S5.7030	30° Prismatic	30°	1.08 x	Yes
S5.7040	Biconcave	36°	0.54 x	Yes



PLANO-CONCAVE



PRISMATIC



BICONCAVE

PMMA Vitrectomy Lenses

- Sterile, box of 5

	Single use	FIELD	MAGNIFICATION	LANDERS RING COMPATIBILITY
S5.8010	Plano-Concave	30°	0.94 x	Yes
S5.8030	35° Prismatic	32°	0.94 x	Yes
S5.8040	Biconcave	31.8°	0.7 x	Yes



AUTOSTABLE
PLANO-CONCAVE

PMMA Autostable Plano-Concave Lens

- Sterile, box of 5

	Single use	FIELD	MAGNIFICATION	LANDERS RING COMPATIBILITY
S5.8050	PMMA Autostable Plano-Concave	30°	0.94 x	N/A

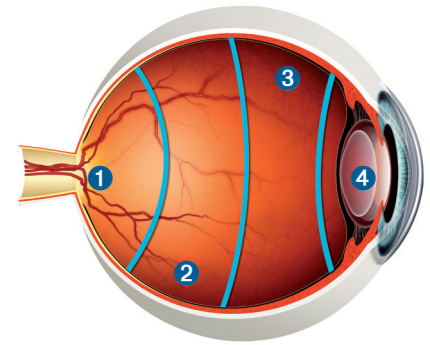
SINGLE USE 3-MIRROR LENS

FCI's 3-Mirror Lens provides high resolution visualization of the four internal zones at the slit lamp.

- Made of PMMA
- Angulation of 59°, 67°, 75°
- Central view 30°
- Image magnification 0.93x
- Sterile, box of 5



\$5.8000



Single use

\$5.8000 Disposable 3-Mirror Lens

Exceptional visualisation every time

Zone 1: Lens for observing the posterior pole up to 30°

Zone 2: 75° inclined mirror for observing the fundus above the 30° mark

Zone 3: 67° inclined mirror for observing the peripheral retina

Zone 4: 59° inclined mirror for observing the vitreous body and the areas of the fundus alongside the ora serrata, as well as for gonioscopic examinations.

IRIS RETRACTORS

Single Use Iris Retractors

New design: flat bottom container covered with a transparent, rotating, protective cover to prevent retractors from falling out.

- 5 hooks per set in upward position ready to pick up
- Folded, adjustable silicone ring
- 5-0 nylon Iris Retractors
- Insertion through 0.5 mm incision
- Sterile



Single use

PACKAGING

D4176-5	Iris Retractors	5 sets of 5
D4176-2	Iris Retractors	2 sets of 5

ACCESSORIES

DEX™ FORCEPS AND SCISSORS

- Maximum grasping power of 100 grams
- Low pressure needed to actuate the handle
- Short stroke for optimal control
- No forward / backward movement of the instrument tip
- Color coding for easy identification
- Removable handle for selective dexterity
- Two handle options: Slim DEX™ or DEX™ with 360° actuation
- Available in 23 Ga, 25 Ga, 27 Ga
- Sterile, box of 5

EXCLUSIVE
"STIFF"
TECHNOLOGY

Stiff Technology:

Unleash the power of precision with our patented 19 Ga telescoping stiffening sleeve. This cutting-edge technology adds rigidity and stability to 25 Ga and 27 Ga instruments, giving you optimal control and precision.

Simply insert the instrument into the trocar cannula and watch as the sleeve retracts back inside the shaft, providing stiffness at the extremity of the instrument.



VITREORETINAL INSTRUMENTS

DEX™ FORCEPS AND SCISSORS

ILM AND ERM FORCEPS

Awh



Ga	DEX™	STIFF DEX™
25	DVF4005-25	DVF4005-25-S

End-Grasper



Ga	DEX™	STIFF DEX™	Slim DEX™ - FCI	Slim DEX™ - KATALYST	STIFF Slim DEX™
23	DVF4022-23		S9.6013.23		
25	DVF4022-25	DVF4022-25-S	S9.6013.25	DVFO4022-25	
27		DVF4022-27			DVFO4022-27

EZ Peel




Ga	STIFF Slim DEX™
25	DVFO4037-25-S
27	DVFO4037-27

DEX™ FORCEPS AND SCISSORS

ILM AND ERM FORCEPS

Hassan



Ga	DEX™	STIFF DEX™	STIFF Slim DEX™
23	DVF4035-23		
25		DVF4035-25	DVFO4035-25
27		DVF4035-27	

Maculorhexis



Ga	DEX™	STIFF DEX™	Slim DEX™ - FCI	Slim DEX™ - KATALYST	STIFF Slim DEX™
23	DVF4019-23		S9.6012.23	DVFO4019-23	
25	DVF4019-25	DVF4019-25-S	S9.6012.25	DVFO4019-25	DVFO4019-25-S
27		DVF4019-27			

Morris ILM Forceps



Ga	DEX™	STIFF DEX™	Slim DEX™
23	DVF4033-23		
25	DVF4033-25	DVF4033-25-S	DVFO4033-25
27		DVF4033-27	

Tano Asymmetrical



Ga	DEX™	STIFF DEX™	Slim DEX™ - FCI	Slim DEX™ - KATALYST
23	DVF4014-23		S9.6017.23	
25	DVF4014-25	DVF4014-25-S	S9.6017.25	DVFO4014-25
27			S9.6017.27	

VITREORETINAL INSTRUMENTS

PVR, THICK MEMBRANES FORCEPS

Serrated



Ga	DEX™	STIFF DEX™	Slim DEX™ - FCI	Slim DEX™ - KATALYST
23	DVF4016-23		S9.6011.23	DVFO4016-23
25	DVF4016-25	DVF4016-25-S	S9.6011.25	DVFO4016-25
27		DVF4016-27		

Morris Honey Badger



Ga	DEX™	STIFF DEX™
23	DVF4010-23	
25	DVF4010-25	DVF4010-25-S
27		DVF4010-27

Super Grip



Ga	DEX™ - FCI	DEX™ - KATALYST	STIFF DEX™	Slim DEX™	STIFF Slim DEX™
23	S9.6018.23	DVF4034-23		DVFO4034-23	
25	S9.6018.25	DVF4034-25	DVF4034-25-S	DVFO4034-25	DVFO4034-25-S
27	S9.6018.27		DVF4034-27		DVFO4034-27

DEX™ FORCEPS AND SCISSORS

PVR, THICK MEMBRANES FORCEPS

Super Grip II



Ga	Slim DEX™
25	DVF4036-25-S
27	DVF4036-27

EZ Peel



Ga	STIFF Slim DEX™
25	DVFO4037-25-S
27	DVFO4037-27

SCISSORS

Curved Horizontal



Ga	DEX™	STIFF DEX™	Slim DEX™ - FCI	Slim DEX™ - KATALYST
23	DVS5006-23		S9.6014.23	
25	DVS5006-25	DVS5006-25-S	S9.6014.25	DVSO5006-25
27		DVS5006-27	S9.6014.27	

Vertical




Ga	DEX™	STIFF DEX™	Slim DEX™ - FCI	Slim DEX™ - KATALYST
23	DVS5101-23		S9.6015.23	DVSO5101-23
25	DVS5101-25	DVS5101-25-S	S9.6015.25	DVSO5101-25
27			S9.6015.27	

VITREORETINAL INSTRUMENTS

RETINAL POLISHER

Maeno-Awh Super Manipulator

- Color coding for easy identification
- Available in 25 Ga
- T-Tube™ for easy insertion into the trocar cannula and protection of the tip
- Silicone “Ball” tip provides non-stick surface for the efficient manipulation of ILM to treat recurrent Macular Holes
- Classic, Japanese-designed polisher/scrapper
- Black Silicone™ tip for better visibility
- Sterile, box of 5



KATALYST	Single use	Ga
DV1030-25	Maeno-Awh Super Manipulator	25

CONTACT FCI

Orders

orders@fci-ophthalmics.com

Telephone


800.932.4202
781.826.9060

Fax

781.826.9062

Information

info@fci-ophthalmics.com



JOIN OUR OPHTHALMIC COMMUNITY!




LINKEDIN



YOUTUBE



EYETUBE



FCI-Ophthalmics.com



For more information, please contact your local representative :