

MASTERKA®

A Monocanalicular “Pushed” Self-Retaining Stent for Nasolacrimal Duct Intubation

INDICATION

- Congenital Lacrimal Duct Obstruction



www.FCI-Ophthalmics.com



MASTERKA is a pushed lacrimal intubation stent with self-retaining punctal fixation. The metallic guide introducer is located inside the lumen, not as an extension of the stent as in conventional stents.

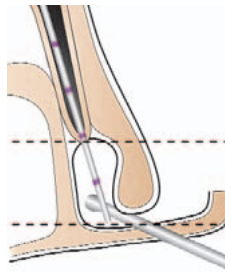
INITIAL PROBING

DIAGNOSIS:

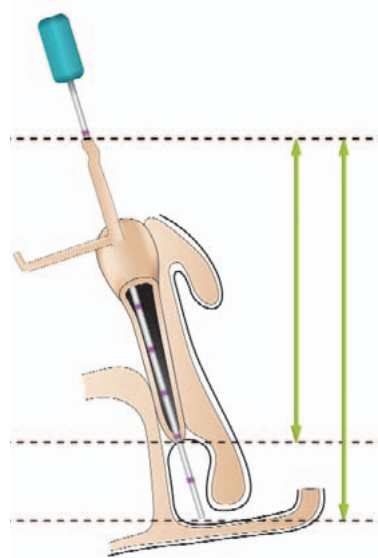
Complex stenosis (contra-indication) must first be distinguished from a mucosal nasolacrimal stenosis by tactile probing.

DETECTING FALSE PASSAGES WITH THE SIZER IN PLACE:

With the sizer in place, a second, wider lacrimal stent with a blunt tip is inserted through the naris to confirm metal-to-metal contact.



METAL-TO-METAL CONTACT



SIZER IN PLACE

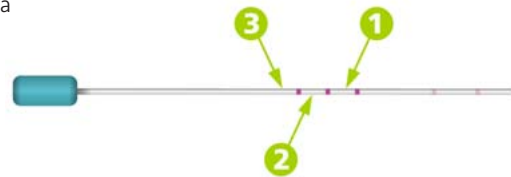
SELECTION OF STENT LENGTH

When the sizer S1-1289u contacts the nasal fossa floor, note the location of the measuring device at the punctal opening:

POSITION 1: Use Masterka® 30 mm

POSITION 2: Use Masterka® 35 mm

POSITION 3: Use Masterka® 40 mm



MASTERKA

S1-1608

30 mm

Box of 1, sterile

S1-1609

35 mm

Box of 1, sterile

S1-1610

40 mm

Box of 1, sterile



DISPOSABLE SIZER

S1-1289u

Box of 5, sterile



DISPOSABLE PUNCTUM DILATOR AND PLUG INSERTER

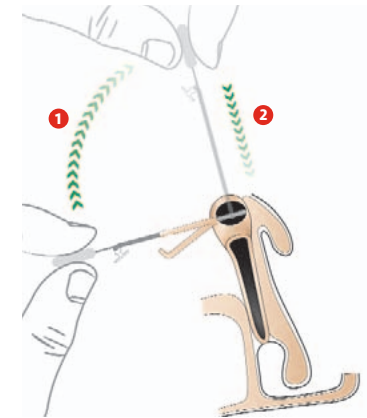
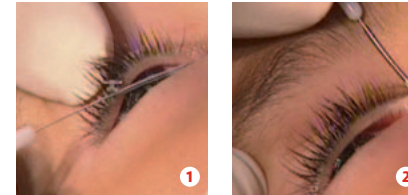
S1-3090u

Box of 3, sterile



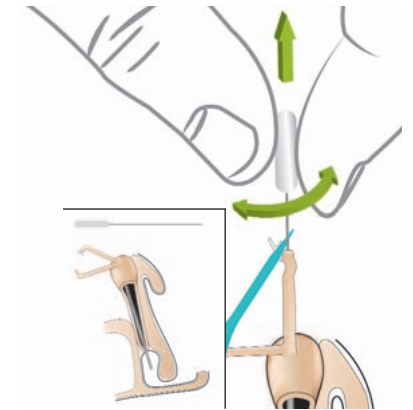
INTUBATION

- 1 Insert stent into canaliculus through dilated punctum.
- 2 Rotate stent 90°. Push into nasolacrimal duct until the plug comes in contact with the punctum.




REMOVAL OF THE METALLIC GUIDE/INTRODUCER

- The plug must be firmly held in contact with the punctum during the removal of the metallic guide.
- Make sure to pull the metallic guide out along the main axis of the lacrimal duct.
- Remove the metallic guide by rotating it back and forth during withdrawal.



SEATING OF PLUG

The plug must be seated in the punctum with the help of a punctum plug inserter (S1-3090u). Once the plug is in place, the collar should rest flush against the eyelid margin.





800.932.4202

www.FCI-Ophthalmics.com

FCI OPHTHALMICS

20 Winter Street • Pembroke, MA 02359

EMAIL

info@fci-ophthalmics.com

TELEPHONE

800.932.4202 • 781.826.9060

FAX

781.826.9062