




Oculoplastics Product Catalog

FCI-Ophthalmics.com



FCI®

a ZEISS company



Since its inception in 1984, FCI has become a world leader in developing innovative solutions essential in the treatment of dry eye, lacrimal, lid, orbit, cataract and retina indications.

In close collaboration with the world's leading ophthalmic surgeons, FCI continues to be on the cutting-edge of research, testing and manufacturing of gold standard medical devices that garner unparalleled trust and reliability.

The ability to understand, anticipate and respond to the research has resulted in FCI's strong portfolio of globally recognized products.

FCI is committed to serving the ophthalmic industry with the expertise and value that is key to quality patient care.

All FCI Ophthalmics products are cleared by FDA for commercial distribution.



TABLE OF CONTENTS

EPIPHORA

PERFORATED PLUGS	4
BALLOON CATHETER	5
MONOCANALICULAR INTUBATIONS	6
BICANALICULAR INTUBATIONS	11
JONES TUBES	17
LACRIMAL ACCESSORIES	18

DRY EYE

PERMANENT PUNCTAL PLUGS	20
TEMPORARY PUNCTAL PLUGS	23
DRY EYE ACCESSORIES	25

EYELID REPAIR

PTOSIS REPAIR	26
IMPLANTS FOR LAGOPHTHALMOS	27
EXTERNAL WEIGHTS FOR LAGOPHTHALMOS	30
EYELID WEIGHT SIZING SET	29
EYELID REPAIR ACCESSORIES	31

ORBITAL

HIGH DENSITY POLYETHYLENE IMPLANTS	32
BIOCERAMIC IMPLANTS	33
MESH-WRAPPED IMPLANTS	34
SILICONE IMPLANTS	34
ORBITAL ACCESSORIES	35

INDEX	38
-------	----

The products listed in this publication may not be registered in your country. Contact your local distributor to find out what is available to you. This publication is intended for distribution in the USA and Canada only.

EIPHORA



PUNCTAL STENOSIS

PVP PRELOADED PERFORATED PLUGS

FCI's PVP PRELOADED perforated plugs are used to treat excessive tearing due to partial occlusion of punctum and punctal stenosis. They act as conformers by keeping the punctal opening dilated for several weeks allowing tears to drain. These plugs are coated with a thin layer of polyvinylpyrrolidone (PVP) to improve the hydrophilic properties of silicone.* This enhances the efficiency of tear drainage and limits the accumulation of debris at the surface.

Designed by J.A. Bernard, MD

- Indicated for partial occlusion or punctal stenosis
- PVP coated medical grade silicone allows tears to drain smoothly
- Slanted collarette for a better anatomical fit against the eyelid margin
- Exclusive polishing for a perfectly smooth surface
- Preloaded on a single use plug inserter to facilitate insertion
- Individually packaged, sterile



PRELOADED PVP PERFORATED PLUG	SIZE	WIDTH	CHANNEL DIAMETER	PACKAGING
S1.3522	Mini	0.7 mm	0.4 mm	Box of 2
S1.3512	Medium	0.9 mm	0.6 mm	Box of 2

* Th Malet, B Challier, N David, A Bertrand, J-L George «Clinical and scintigraphic comparison of silicone and polyvinylpyrrolidone coated silicone perforated plugs». Br J Ophthalmol 1998;82:1416-1419.

BALLOON CATHETER


DACRYOCYSTOPLASTY (DCP)

OPHTACATH®

OPHTACATH® is a lacrimal duct balloon catheter which achieves true dilation of the lacrimal duct and effectively treats the symptoms of epiphora. It consists of a semi-flexible stainless steel stylet covered with polyether block amide (PEBA) tubing and a Nylon Polyn® balloon.

- Indicated for dilation of an obstructed nasolacrimal duct to treat epiphora
- Fast and effective procedure
- Less invasive, reduced trauma
- Eliminates placement of tubes
- Exclusive tapered tip
- Unique balloon design retains folding memory
- Exceptional resistance to burst pressure
- Highly precise inflation system
- Includes single use inflation device
- Bilateral Kit includes stopcock for simultaneous inflation
- Sterile

Recommended: 2 mm for patients 12 months to 30 months and 3 mm for 30 months and older



OPHTACATH®		DIAMETER	PACKAGING
S1.4121	Unilateral Kit	2 mm	Box of 1 Balloon
S1.4122	Bilateral Kit with Stopcock	2 mm	Box of 2 Balloons
S1.4131	Unilateral Kit	3 mm	Box of 1 Balloon
S1.4132	Bilateral Kit with Stopcock	3 mm	Box of 2 Balloons



INTUBATION SETS

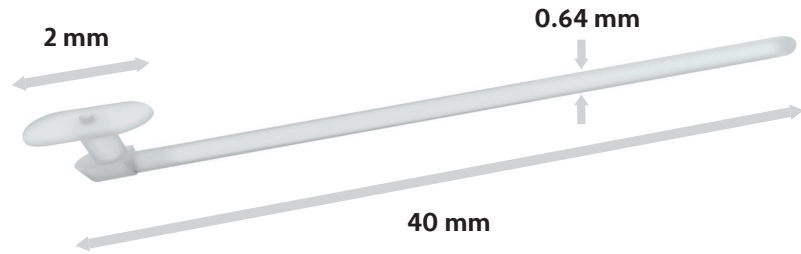
MONOCANALICULAR INTUBATION

MINI-MONOKA®

Designed by B. Fayet, MD and J.A. Bernard, MD

- Indicated for canalicular lacerations involving external 2/3 of one canaliculus
- No knot or suture necessary
- Stent is securely anchored at punctum by fixation head
- Medical grade silicone
- Sterile

Required: Single Use Punctum Dilator and Plug Inserter (S1.3090)




FCI EXCLUSIVE

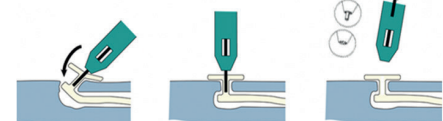
MINI MONOKA®	DIAMETER	MATERIAL	PACKAGING
S1.1500	0.64 mm	Silicone	Box of 3

SINGLE USE PUNCTUM DILATOR AND PLUG INSERTER

- Recommended for seating the plug-like fixation head



SEATING OF PLUG



	Single Use	PACKAGING
S1.3090	Punctum Dilator and Plug Inserter	Box of 3

EPIPHORA

MONOCANALICULAR NASOLACRIMAL INTUBATIONS

LACRIJET®

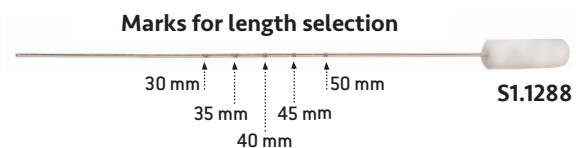
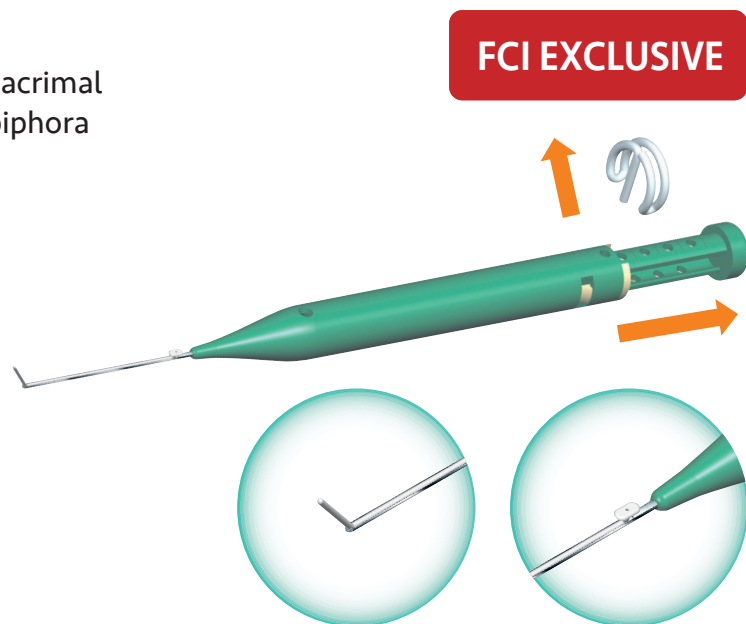
LACRIJET® is FCI's latest, exclusive, preloaded and self-retaining monocanalicular nasolacrimal intubation indicated for epiphora, congenital nasolacrimal duct obstruction and canalicular laceration. It consists of a single use injector handpiece into which a silicone tube is preloaded inside a metallic guide. LACRIJET® has been specifically designed to reduce operating time in both the intubation phase and the removal of the device.

LACRIJET® is first introduced into the nasolacrimal duct. Once in position, the sliding piston is retracted and the silicone intubation is released. It is maintained in place at the punctum by a plug-like fixation head. No nasal retrieval, knots or sutures are needed.

The 15 mm and 20 mm lengths have been specifically designed for canalicular laceration repair to prevent future canalicular obstruction due to scar tissue formation.

- Indicated for the treatment of congenital nasolacrimal duct obstruction, canalicular laceration, and epiphora in patients 12 months and older
- Exclusive new injection system
- Silicone tube preloaded inside metallic guide
- No nasal retrieval
- No knots or sutures needed
- 3 mm plug collarette
- Sterile

**Required: Single Use Punctum Dilator and Plug Inserter (S1.3090)
Single Use Sizer (S1.1288) - See page 19**



LACRIJET®	DIAMETER	LENGTH	PACKAGING	INDICATION
S1.1515	0.64 mm	15 mm	Box of 1	Canalicular laceration
S1.1522	0.64 mm	20 mm	Box of 1	
S1.1530	0.64 mm	30 mm	Box of 1	Nasolacrimal stenosis
S1.1535	0.64 mm	35 mm	Box of 1	
S1.1540	0.64 mm	40 mm	Box of 1	
S1.1545	0.64 mm	45 mm	Box of 1	
S1.1550	0.64 mm	50 mm	Box of 1	

INTUBATION SETS

MONOCANALICULAR NASOLACRIMAL INTUBATIONS

MASTERKA®

Designed by B. Fayet, MD

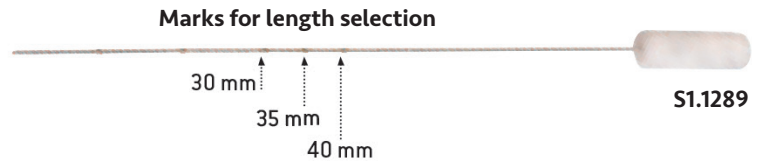
MASTERKA® is intended for the treatment of congenital nasolacrimal duct obstruction resistant to probing. Unlike the traditional pulled technique in which the stent is advanced through the nasolacrimal system and retrieved through the nose by pulling on the guide, probe or thread, the MASTERKA® is not attached to a probe or suture. MASTERKA® is pushed into the nasolacrimal duct and anchored in place at the punctum by a plug-like fixation head.

- Indicated for congenital nasolacrimal duct obstructions
- Easy to insert
- No nasal retrieval
- No knots or sutures needed
- Less traumatic
- 3 mm plug collarette
- Medical grade silicone
- Sterile

Required: Single Use Sizer (S1.1289)

Recommended: Single Use Punctum Dilator and Plug Inserter (S1.3090) - See page 19

FCI EXCLUSIVE



MASTERKA®	TUBE DIAMETER	LENGTH	PACKAGING
S1.1608	0.64 mm	30 mm	Box of 1
S1.1609	0.64 mm	35 mm	Box of 1
S1.1610	0.64 mm	40 mm	Box of 1

Sizer for MASTERKA®	PACKAGING
S1.1289	Box of 5



EIPHORA

SELF-THREADING MONOKA® (RITLENG® TYPE)

Designed by B. Fayet, MD and J.A. Bernard, MD


- Indicated for congenital nasolacrimal duct obstruction and canalicular pathologies
- Securely anchored at the punctum by a plug-like collarette
- PEEK (PolyEtherEtherKetone) black thread guide
- Medical grade silicone; PVP option
- Sterile

Required: Ritleng® set of instruments (S1.1460 and S1.1480)

Recommended: Single Use Punctum Dilator and Plug Inserter (S1.3090) and Ritleng® Endonasal Forceps (S1.1470) - See pages 18 and 19

SELF-THREADING MONOKA®	COLLARETTE	TUBE DIAMETER	TUBE MATERIAL	PACKAGING
S1.1810	Medium - 3 mm	0.64 mm	Silicone	Box of 3
S1.1811	Medium - 3 mm	0.64 mm	Silicone	Box of 1
S1.1800	Wide - 4 mm	0.64 mm	Silicone	Box of 3
S1.1801	Wide - 4 mm	0.64 mm	Silicone	Box of 1
S1.1820	Wide - 4 mm	0.64 mm	Silicone + PVP	Box of 3
S1.1821	Wide - 4 mm	0.64 mm	Silicone + PVP	Box of 1

FCI EXCLUSIVE



Proprietary «stair step» design provides greater stability


WIDE/MEDIUM COLLARETTE MONOKA®

Designed by B. Fayet, MD and J.A. Bernard, MD

- Indicated for congenital nasolacrimal duct obstruction and canalicular pathologies
- Securely anchored at the punctum by a plug-like collarette
- Non-traumatic, rounded tip, stainless steel probe (80 mm length)
- Medical grade silicone
- Sterile

Recommended: Single Use Punctum Dilator and Plug Inserter (S1.3090) - See page 19

MONOKA®	COLLARETTE	TUBE DIAMETER	TUBE MATERIAL	PACKAGING
S1.1710	Medium - 3 mm	0.64 mm	Silicone	Box of 3
S1.1630	Wide - 4 mm	0.64 mm	Silicone	Box of 3



FCI EXCLUSIVE

Unique crimping process provides stronger connection between the tube and metal probe, virtually eliminating risk of separation during procedure.

INTUBATION SETS

MONOCANALICULAR NASOLACRIMAL INTUBATIONS

MONO-CRAWFORD

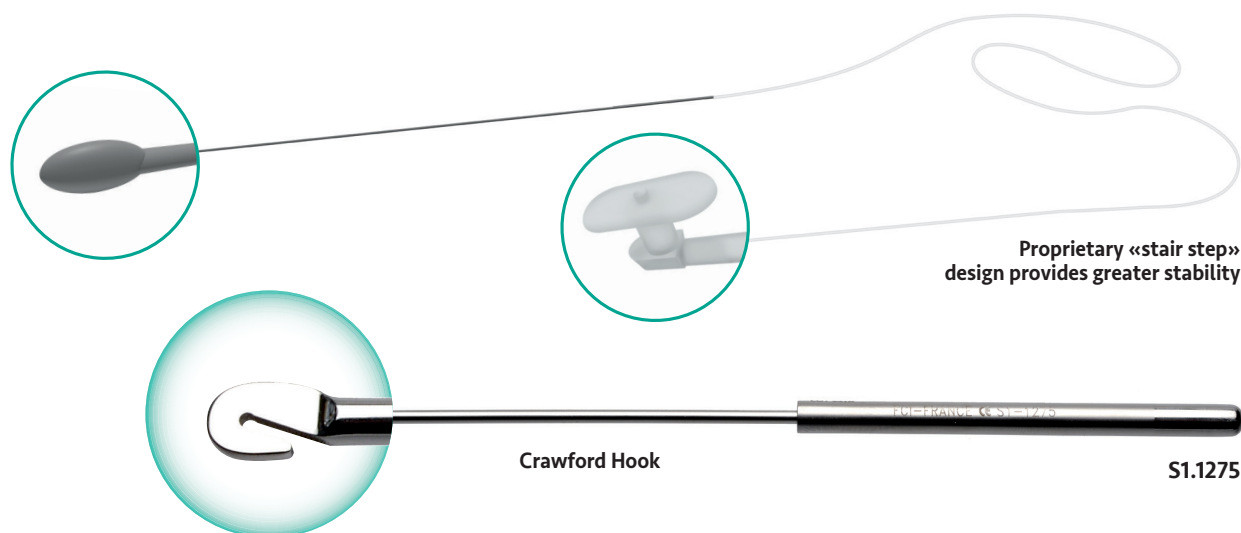
Designed by B. Fayet, MD and J.A. Bernard, MD

- Indicated for congenital nasolacrimal duct obstruction and canalicular pathologies
- Securely anchored at the punctum by a plug-like collarette
- Stainless steel probe with olive tip (111 mm length)
- Medical grade silicone; PVP option
- Sterile

Required: Crawford Hook (S1.1275) - See page 18

Recommend: Single Use Punctum Dilator and Plug Inserter (S1.3090) - See page 19

FCI EXCLUSIVE



MONO-CRAWFORD	COLLARETTE	TUBE DIAMETER	TUBE LENGTH	TUBE MATERIAL	PACKAGING
S1.1901u	Medium - 3 mm	0.64 mm	300 mm	Silicone	Box of 1
S1.1903u	Medium - 3 mm	0.64 mm	300 mm	Silicone	Box of 3
S1.1911u	Wide - 4 mm	0.64 mm	300 mm	Silicone	Box of 1
S1.1913u	Wide - 4 mm	0.64 mm	300 mm	Silicone	Box of 3
S1.1941u	Medium - 3 mm	0.64 mm	300 mm	Silicone + PVP	Box of 1
S1.1943u	Medium - 3 mm	0.64 mm	300 mm	Silicone + PVP	Box of 3

EPIPHORA

BICANALICULAR INTUBATIONS

SELF-RETAINING BICANALICULUS INTUBATION SET II (SRS II)

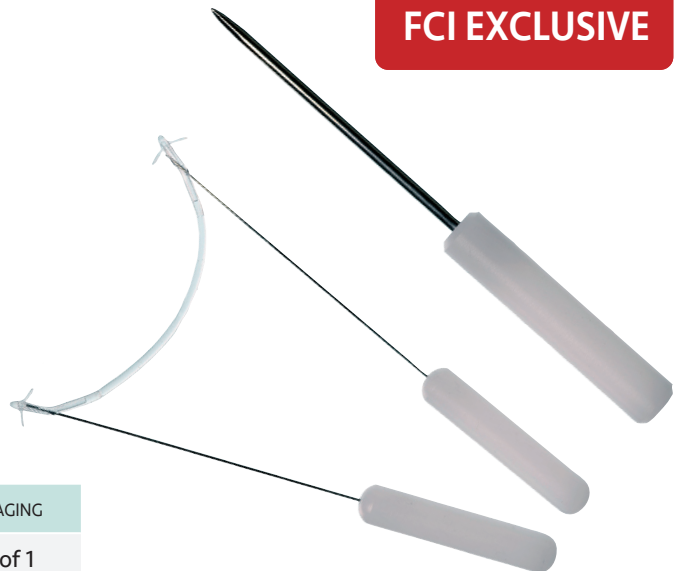
Designed by P. Bigé, MD

The SRS II comes preloaded on a set of introducers for ease of insertion. The placement of the SRS II can be performed as an in-office procedure at the slit lamp.

- Indicated to treat punctal stenosis and horizontal lacrimal duct obstruction
- Silicone wings at each end ensure stability in the lacrimal sac
- Central mark confirms proper placement
- Medical grade silicone
- Set includes stent and single use dilator
- Sterile

Required: Single Use Sizer (S1.1289)

FCI EXCLUSIVE



SRS II	TUBE LENGTH	TUBE DIAMETER	TUBE MATERIAL	PACKAGING
S1.1390	25 mm	0.64 mm	Silicone	Box of 1
S1.1391	30 mm	0.64 mm	Silicone	Box of 1
S1.1392	35 mm	0.64 mm	Silicone	Box of 1

SINGLE USE SIZER FOR SELF-RETAINING INTUBATIONS

- Stainless steel and PolyOxyMethylene (POM)
- Single use



SIZER FOR SRS II	PACKAGING
S1.1289	Box of 5

INTUBATION SETS


BICANALICULAR NASOLACRIMAL INTUBATIONS

FCI NUNCHAKU®

FCI NUNCHAKU® is a pushed, silicone, self-retaining, bicanalicular, nasolacrimal, intubation stent that acts like a conformer, allowing tears to drain by capillarity. The metallic guides are located inside the lumen, not as an extension of the stent as in conventional intubation sets; therefore, no nasal retrieval is needed.

- Indicated for canalicular pathologies, congenital nasolacrimal duct obstruction, and dacryocystorhinostomy (DCR)
- No nasal retrieval
- 0.60 mm diameter interpalpebral loop for comfortable fit
- Stability is achieved by the larger diameter stent segments in the sac at the junction of the common canaliculus
- No knot or suture needed
- Medical grade silicone
- Sterile

FCI EXCLUSIVE



NUNCHAKU®	LENGTH	TUBE DIAMETER	MATERIAL	PACKAGING
S1.1361	90 mm (for children)	1 mm	Silicone	Box of 1
S1.1371	105 mm (for adults)	1 mm	Silicone	Box of 1



BICANALICULAR NASOLACRIMAL INTUBATIONS

RITLENG®+

Autostable Ritleng® Intubation

RITLENG®+ is FCI's latest autostable, bicanalicular, nasolacrimal intubation indicated for epiphora, canalicular pathologies, congenital nasolacrimal duct obstruction and dacryocystorhinostomy (DCR). It consists of a silicone tube connected at each extremity to a black Polyetheretherketone (PEEK) thread guide. It is designed to reduce operating time and trauma for patients, in both the intubation phase and the removal of the device.


The intubation is self-retaining due to two larger diameter portions of the silicone tube. The surgical procedure is similar to the conventional Ritleng® nasolacrimal intubation and involves the use of Ritleng® instruments. The hollow Ritleng®+ Probe is inserted into the nasolacrimal duct and the thin PEEK thread is fed through the probe.

- Indicated for the treatment of epiphora, canalicular pathologies, congenital nasolacrimal duct obstruction and dacryocystorhinostomy (DCR) in patients age 12 months and older
- Standard 0.64 mm silicone tube for a comfortable fit in the interpalpebral space
- Wider 0.94 mm silicone segments positioned in the lacrimal sac ensuring the self-retaining feature of the intubation: no need for knots or sutures
- Black mark to control the central placement and correct positioning of the silicone tube between the two puncta
- PEEK length: 500 mm
- Easy nasal retrieval

Required: Ritleng® set of instruments (S1.1460 and S1.1480)

Recommended: Ritleng® Endonasal Forceps (S1.1470) – See page 18

FCI EXCLUSIVE



RITLENG®+	LARGE DIAMETER TUBE	LOOP DIAMETER	MATERIAL	PACKAGING
S1.1456	0.94 mm	0.64 mm	Silicone	Box of 1

INTUBATION SETS

BICANALICULAR NASOLACRIMAL INTUBATIONS

RITLENG® LACRIMAL INTUBATION SET


FCI's RITLENG® intubation system consists of a silicone or PVP coated silicone tube connected at each extremity to a black Polyetheretherketone (PEEK) thread guide to reduce time and trauma in lacrimal duct intubation surgery.

The procedure involves inserting the hollow Ritleng® Probe into the nasolacrimal duct and feeding the thin PEEK thread guide through it. The probe is then withdrawn, leaving the PEEK thread guide to pull the silicone tubing into place.

- Indicated for the treatment of:
 - In infants: epiphora in cases of dacryocystorhinostomy (DCR) and imperforation of the nasolacrimal duct
 - In adults: epiphora in cases of DCR
- Less traumatic for patients
- Easy retrieval from the nose
- PEEK length: 500 mm
- Medical grade silicone; PVP option
- Sterile

Required: Ritleng® set of instruments (S1.1460 and S1.1480)

Recommended: Ritleng® Endonasal Forceps (S1.1470)



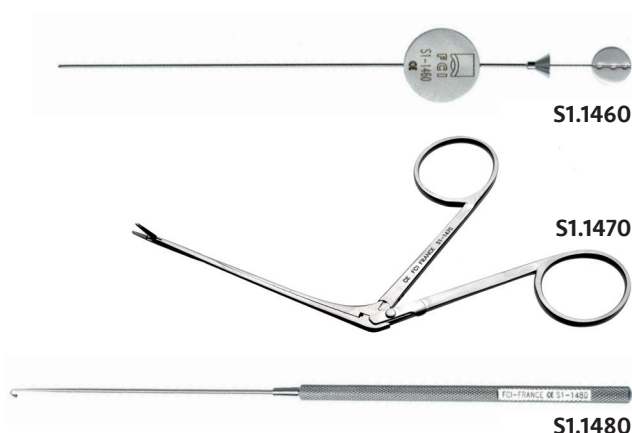
FCI EXCLUSIVE

RITLENG® SET	TUBE DIAMETER	TUBE LENGTH	MATERIAL	PACKAGING
S1.1450	0.64 mm	300 mm	Silicone	Box of 3
S1.1451	0.64 mm	300 mm	Silicone	Box of 1
S1.1490	0.64 mm	300 mm	Silicone + PVP	Box of 3
S1.1491	0.64 mm	300 mm	Silicone + PVP	Box of 1

RITLENG® INSTRUMENTS

- To use with all Ritleng® intubations
- Stainless steel
- Non-sterile

	Reusable	PACKAGING
S1.1460	RITLENG® Probe	Box of 1
S1.1470	RITLENG® Endonasal Forceps	Box of 1
S1.1480	RITLENG® Hook	Box of 1

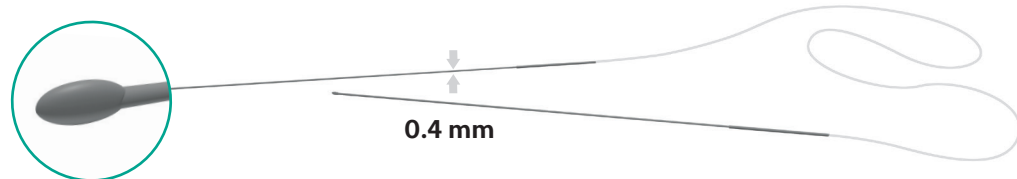


EPIPHORA

CRAWFORD BICANALICULAR INTUBATION

- Indicated for:
 - Canalicular pathologies (stenosis, obstruction, lacerations)
 - During dacryocystorhinostomy procedures (conventional or laser)
 - Imperforation of the nasolacrimal duct in infants
- Stainless steel probe with olive tip (111 mm length)
- Medical grade silicone
- Sterile

Required: Crawford Hook (S1.1275)



CRAWFORD	TUBE LENGTH	TUBE DIAMETER	TUBE MATERIAL	PACKAGING
S1.1270u	300 mm	0.64 mm	Silicone	Box of 3

CRAWFORD HOOK

- Stainless steel
- Non-sterile



	Reusable	PACKAGING
S1.1275	CRAWFORD Hook	Box of 1


GOLDBERG CERCLAGE

Designed by R.A. Goldberg, MD

- Indicated for reconstruction, trauma and chronic stenosis of the canalicular system
- Silicone tube with blue polypropylene suture
- Sterile

Required: Pigtail Probe PT-1000u or PT-2000u

GOLDBERG CERCLAGE	TUBE LENGTH	PACKAGING
S1.1900u	23 mm	Box of 3



PIGTAIL PROBE

	Reusable	PIGTAIL LENGTH	PIGTAIL DIAMETER	PACKAGING
PT-1000u	Standard	15 mm	10 mm	Box of 1
PT-2000u	Pediatric	10 mm	9 mm	Box of 1



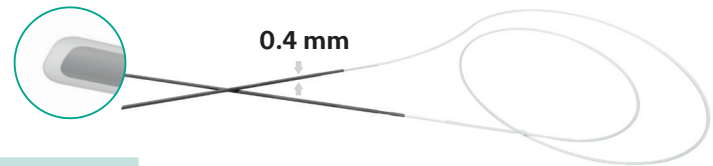
INTUBATION SETS

BICANALICULAR NASOLACRIMAL INTUBATIONS

FCI's BIKA® intubations feature a strong connection between the silicone tube and the stainless steel probes, which have non-traumatic, rounded tips. Designed by J.A. Bernard, MD

INFANT BIKA®

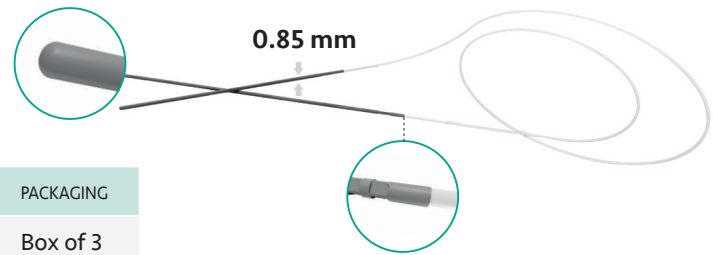
- Indicated for infant canalicular stenosis
- Stainless steel probe embedded in silicone tubing with a perfectly smooth junction
- Appropriate for DCR because of its high flexibility
- Medical grade silicone
- Sterile



INFANT BIKA®	METAL PROBES		SILICONE TUBE		PACKAGING
	DIAMETER	LENGTH	DIAMETER	LENGTH	
S1.1100	0.40 mm	55 mm	0.64 mm	190 mm	Box of 3

BIKA®

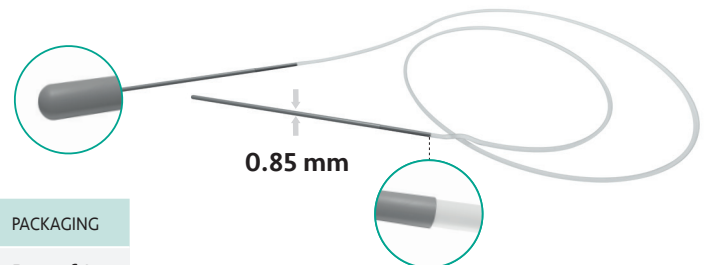
- Indicated for congenital nasolacrimal duct obstruction and canalicular pathologies in adults
- Unique crimping process provides stronger connection between the tube and metal probe, virtually eliminating risk of separation during procedure
- Medical grade silicone
- Sterile



BIKA®	METAL PROBES		SILICONE TUBE		PACKAGING
	DIAMETER	LENGTH	DIAMETER	LENGTH	
S1.1000	0.80 mm	85 mm	0.64 mm	300 mm	Box of 3

BIKA® for DCR

- Indicated for dacryocystorhinostomy (DCR)
- Unique crimping process provides stronger connection between the tube and metal probe, virtually eliminating risk of separation during procedure
- Medical grade silicone
- Sterile



BIKA®	METAL PROBES		SILICONE TUBE		PACKAGING
	DIAMETER	LENGTH	DIAMETER	LENGTH	
S1.1400	0.80 mm	85 mm	0.94 mm	300 mm	Box of 3

EIPHORA

JONES TUBES

CONJUNCTIVODACRYOCYSTORHINOSTOMY (CDCR)

STOPLOSS™ JONES TUBES

The StopLoss™ Jones tube system puts an end to the high loss rate of ordinary Jones Tubes, yet is safe, effective and easy to use.*


The unique patented tube design leads to exceptional levels of tube stability. A new introducer system ensures simple and accurate tube placement every time.

- Indicated for use during repair of the lacrimal system for intubation and bypass to canalicular pathologies
- Internal flexible silicone flange prevents tube extrusion
- Simple to insert using dedicated single use Introducer Set to choose the appropriate diameter and length of tube
- Excellent tear drainage
- Sterile, Box of 1

Required: STOPLOSS™ JONES TUBE Introducer Set (\$1.7500) Recommended: STOPLOSS™ JONES TUBE Removal Tool (\$1.7600)

LENGTH	COLLARETTE DIAMETER	
	3.5 mm	4.0 mm
9 mm	S1.7309	S1.7409
10 mm	S1.7310	S1.7410
11 mm	S1.7311	S1.7411
12 mm	S1.7312	S1.7412
13 mm	S1.7313	S1.7413
14 mm	S1.7314	S1.7414
15 mm	S1.7315	S1.7415
16 mm	S1.7316	S1.7416
17 mm	S1.7317	S1.7417
18 mm	S1.7318	S1.7418
19 mm	S1.7319	S1.7419
20 mm	S1.7320	S1.7420
21 mm	S1.7321	S1.7421
22 mm	S1.7322	S1.7422

FCI EXCLUSIVE



STOPLOSS™ JONES TUBE Introducer Set
Includes: 1 dilator, 4 sizers, 1 guide wire, 1 detachable end cap



STOPLOSS™ JONES TUBE Removal Tool
Includes: 1 metal rod and 1 guide-wire

	Single Use	PACKAGING
\$1.7500	STOPLOSS™ Jones Tube Introducer Set	Box of 1
\$1.7600	STOPLOSS™ Jones Tube Removal Tool	Box of 1




* Laura Bagdonaite & Andrew R. Pearson (2015) Early Experience with the StopLoss Jones Tube, Orbit, 34:3, 132-136.

ACCESSORIES

LACRIMAL ACCESSORIES

RITLENG® PROBE

- Probe diameter: 0.8 mm
- Stainless steel
- Non-sterile



RITLENG® ENDONASAL FORCEPS

- Stainless steel
- Non-sterile



RITLENG® HOOK

- Stainless steel
- Non-sterile



	Reusable	PACKAGING
S1.1460	RITLENG® Probe	Box of 1
S1.1470	RITLENG® Endonasal Forceps	Box of 1
S1.1480	RITLENG® Hook	Box of 1

CRAWFORD HOOK

- Stainless steel
- Non-sterile



	Reusable	PACKAGING
S1.1275	CRAWFORD Hook	Box of 1

EPIPHORA

PIGTAIL PROBE

- Eyelet on both ends
- Stainless steel
- Non-sterile



	Reusable	PIGTAIL LENGTH	PIGTAIL DIAMETER	PACKAGING
PT-1000u	Standard	15 mm	10 mm	Box of 1
PT-2000u	Pediatric	10 mm	9 mm	Box of 1

BOWMAN PROBE

- Stainless steel
- Non-sterile



	Reusable	PACKAGING
BP-9-011	Size 00 & 0	Box of 1
BP-9-012	Size 1 & 2	Box of 1
BP-9-013	Size 3 & 4	Box of 1

SINGLE USE PUNCTUM DILATOR AND PLUG INSERTER

- 0.3 mm taper
- Sterile



	Single Use	PACKAGING
S1.3090	Punctum Dilator and Plug Inserter	Box of 3

SINGLE USE SIZERS

- Stainless steel and PolyOxyMethylene (POM)
- Sterile

	Single Use	PACKAGING
S1.1288	Sizer for Lacrijet®	Box of 5
S1.1289	Sizer for SRS II and Masterka®	Box of 5




PERMANENT PUNCTAL PLUGS

SNUGPLUG®

SNUGPLUG® is the result of our extensive research on Dry Eye syndrome over the last 30 years. It relieves the discomfort associated with Dry Eye symptoms quickly and effectively to improve the patient's quality of life. SNUGPLUG® is a one-size-fits-most punctum plug that eliminates sizing and simplifies stocking. Pre-stretched on an inserter, it avoids the need for dilation and facilitates insertion. When released from the inserter, the SNUGPLUG® returns to its natural shape assuring a snug fit and eliminating pop-out. Its soft collarete prevents migration and provides patient comfort.

- Indicated for punctal occlusion
- One-size-fits-most
- No sizing needed
- High retention rate*
- No dilation needed
- Ultra-thin collarete
- Medical grade silicone
- Individually packaged, sterile



SNUGPLUG®	SIZE	PACKAGING
S2.4002u	One-size-fits-most	Box of 2



* Javate RM, Dy IE, Buyucan KF, Ma Guerrero EE. Retention rates and benefits of Painless Punctal Plug F(TM) in dry eye patients. Orbit. 2016 Jun;35(3):126-31. doi: 10.1080/01676830.2016.1176204. Epub 2016 May 10. PMID: 27163906.

PRELOADED PUNCTAL PLUGS

FCI's PRELOADED PUNCTAL PLUGS are "ready-set" plugs with an ultra-thin silicone collarette for maximum patient comfort. For ease of use, FCI punctal plugs are preloaded on a single use inserter/dilator and are easily removed with forceps.

Designed by J.A. Bernard, M.D.

- Indicated for punctal occlusion
- Original design
- Ergonomic slanted collarette (except Slim Plugs)
- Preloaded on single use inserter/dilator
- Good tolerance and optimal patient comfort
- Medical grade silicone
- Individually packaged, sterile



Slanted Collarette Plugs

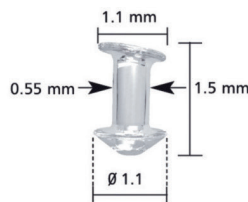
Slim Plugs



The stamped likeness of the plug on the inserter indicates the direction of the collarette slant.



Extra Small



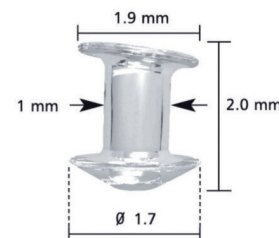
Mini



Small



Regular



Large

Exclusive Slanted Collarette Plugs

The Extra Small to Large plugs feature the unique slanted collarette that hugs the natural curve of the lid margin. The slightly larger bulb resists migration and is designed to prevent pop-out.

SLANTED COLLARETTE PLUGS	SIZE	WIDTH	PACKAGING
S2.3652	Extra Small	0.6 mm	Box of 2
S2.3672u	Mini	0.7 mm	Box of 2
S2.3422	Small	0.8 mm	Box of 2
S2.3122	Regular	0.9 mm	Box of 2
S2.3522	Large	1.0 mm	Box of 2

Slim Plugs

The Slim Plugs offer a flat collarette and a slightly smaller bulb for easier insertion into small puncta.


SLIM PLUGS	SIZE	WIDTH	PACKAGING
S2.3632	Slim Mini	0.4 mm	Box of 2
S2.3642	Slim Petite	0.5 mm	Box of 2

PERMANENT PUNCTAL PLUGS

NON-STERILE PLUGS

FCI's NON-STERILE PUNCTAL PLUGS® are "ready-set" plugs pre-mounted on a wheel for quick and easy loading onto a plug inserter.


- Indicated for punctal occlusion
- Medical grade silicone
- Includes 2 Single Use Punctum Dilator and Plug Inserters (S1.3090)
- Non-sterile



SLIM PLUGS FLAT COLLARETTE	SIZE	WIDTH	MATERIAL	PACKAGING
S2.3324u	Slim Mini	0.4 mm	Silicone	Box of 24
S2.3424u	Slim Petite	0.5 mm	Silicone	Box of 24

SLANTED COLLARETTE PLUGS	SIZE	WIDTH	MATERIAL	PACKAGING
S2.3524u	Extra Small	0.6 mm	Silicone	Box of 24
S2.3724u	Mini	0.7 mm	Silicone	Box of 24

VARIETY PACK	SIZE	MATERIAL	PACKAGING
S2.3624u	6 plugs of each size 0.4, 0.5, 0.6, 0.7 mm	Silicone	Box of 24



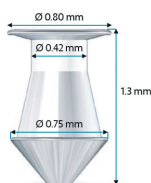
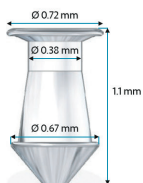
TEARSAVER® PLUGS

The tapered shaft design helps to anchor the plug securely in the punctum for more comfort and less risk of rub-out. Preloaded on single use inserter/dilator instrument for ease of insertion.

- Indicated for punctal occlusion
- Medical grade silicone
- Permanent yet removable
- Individually packaged
- Sterile



TAPERED PLUGS	SIZE	MATERIAL	PACKAGING
S2.3842	0.4 mm	Silicone	Box of 2
S2.3852	0.5 mm	Silicone	Box of 2
S2.3862	0.6 mm	Silicone	Box of 2
S2.3872	0.7 mm	Silicone	Box of 2
S2.3882	0.8 mm	Silicone	Box of 2



TEMPORARY PUNCTAL PLUGS

FCI PROLONG®

- Indicated for the treatment of Dry Eye syndrome and Dry Eye conditions due to various ocular surface diseases
- For post-surgical Dry Eye symptoms
- Absorbs within 90 days
- 2 mm length
- Sterile

2 plugs per packet, 10 packets per box (20 total)

Variety Pack: 2 plugs per packets - 3 packets 0.3 mm, 5 packets 0.4 mm, 2 packets 0.5 mm (20 total)



FCI PROLONG®	WIDTH	PACKAGING
S2.5002	0.2 mm	10 packets of 2
S2.5003	0.3 mm	10 packets of 2
S2.5004	0.4 mm	10 packets of 2
S2.5005	0.5 mm	10 packets of 2
S2.5035	Variety Pack	10 packets of 2



FCI PROLONG® +

- Indicated for use in the treatment of Dry Eye syndrome as a result of seasonal allergies, eye related surgery, or contact lens wear
- E-Caprolactone-L-Lactide copolymer (PCL)
- Absorbs within 180 days
- 2 mm length
- Sterile

2 plugs per packet, 10 packets per box (20 total)

Variety Pack: 2 plugs per packets - 3 packets 0.3 mm, 4 packets 0.4 mm, 3 packets 0.5 mm (20 total)



FCI PROLONG®+	WIDTH	PACKAGING
S2.5103	0.3 mm	10 packets of 2
S2.5104	0.4 mm	10 packets of 2
S2.5105	0.5 mm	10 packets of 2
S2.5135	Variety Pack	10 packets of 2



TEMPORARY PUNCTAL PLUGS

FCI PROLONG[®] Dx

- Indicated for use in the diagnosis of Dry Eye
- To assess the effectiveness of permanent punctal occlusion
- Dissolves within five days
- 2 mm length
- Made of collagen
- Sterile

6 plugs per packet, 10 packets per box (60 total)

Variety Pack: 6 plugs per packet - 3 packets of 0.2 mm,
3 packets 0.3 mm, 4 packets of 0.4 mm (60 total)



FCI PROLONG [®] Dx	WIDTH	PACKAGING
S2.5202	0.2 mm	10 packets of 6
S2.5203	0.3 mm	10 packets of 6
S2.5204	0.4 mm	10 packets of 6
S2.5224	Variety Pack	10 packets of 6



DRY EYE ACCESSORIES

REUSABLE DOUBLE DILATOR

- Stainless steel
- Sterile



	Reusable	TAPER	PACKAGING
A8.4050	Double Dilator	Fine and Medium	Box of 1

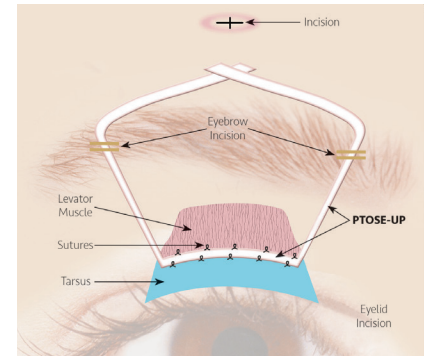
PTOSIS REPAIR

PTOSE-UP®

FCI's PTOSE-UP® is a strip of biomaterial made of expanded PolyTetraFluoroEthylene (ePTFE), fitted with a needle at each extremity. It is used to join the upper eyelid to the frontalis muscle in ptosis surgery with frontalis suspension.

Designed by J.M. Ruban, MD

- Indicated for the surgical treatment of ptosis requiring brow suspension, where a Levator palpebrae is unusable following a functional deficiency or anatomic destruction
- Ready-to-use
- Excellent eyelid contour
- Biocompatible and biointegratable (70 µm pores)
- High tolerance, non-toxic, non-allergenic material
- No need for autologous tissue
- Needles (58 mm long) with ultra-sharp tips, attached to the Ptose-up® to facilitate strip insertion
- Sterile



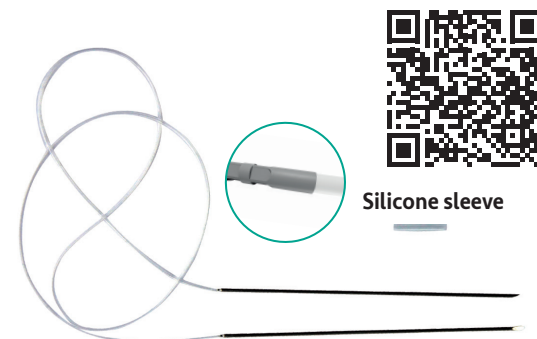
PTOSE-UP®	LENGTH	THICKNESS	WIDTH	MATERIAL	PACKAGING
S3.3001	150 mm	0.35 mm	3 mm	ePTFE	Box of 1
S3.3021	150 mm	0.35 mm	2 mm	ePTFE	Box of 1

PTOSIS SLING

Designed by J.L. Louquet, MD and D. Guerin, MD

- Indicated for ptosis surgery with frontalis suspension
- Silicone tubing
- Silicone fixation sleeve for better tension/traction control
- Smooth connection between silicone tubing and needles
- No need for autologous tissue
- Needles (58 mm long) with ultra-sharp tips
- Sterile

Recommended: Watzke Forceps (\$5.3100)
See page 31



PTOSIS SLING SET	LENGTH	DIAMETER	MATERIAL	PACKAGING
S3.1000u	300 mm	0.64 mm	Silicone	Box of 3

EYELID REPAIR

EYELID IMPLANTS

OCULID GOLD® IMPLANTS

OCULID® implants conform to the surface curvature of the eye, offering superior cosmesis and aesthetic satisfaction among patients. Additionally, they feature a sleek surface, anatomically friendly curvature with tapered edges, and smoothly rounded corners.

- Rapid post-operative recovery and excellent tolerance
- Excellent biocompatibility
- Restores dynamic blink and closure for functional results and lid cosmesis
- 1.0 mm thickness, 5.0 mm width
- Weight range from 0.6 g to 2.8 g in 0.2 g increments*
- 1.0 mm suture holes
- MRI Conditional**
- Sterile
- Box of 1

Required: Prior sizing. See OCULID® Sizing Set - See page 29

OCULID GOLD®	MATERIAL	WEIGHT
S3.3006	Gold	0.6 g
S3.3008	Gold	0.8 g
S3.3010	Gold	1.0 g
S3.3012	Gold	1.2 g
S3.3014	Gold	1.4 g
S3.3016	Gold	1.6 g
S3.3018	Gold	1.8 g
S3.3020*	Gold	2.0 g
S3.3022*	Gold	2.2 g
S3.3024*	Gold	2.4 g
S3.3026*	Gold	2.6 g
S3.3028*	Gold	2.8 g



* Special sizes available via custom order
(2.0 grams through 2.8 grams)

** Check IFU for MRI parameters

PTOSIS IMPLANTS

OCULID GOLD SLIM® OCULID PLATINUM SLIM® IMPLANTS

OCULID® implants conform to the surface curvature of the eye, offering superior cosmesis and aesthetic satisfaction among patients. Additionally, they feature a sleek surface, anatomically friendly curvature with tapered edges, and smoothly rounded corners.

- Rapid post-operative recovery and excellent tolerance
- Excellent biocompatibility
- Restores dynamic blink and closure for functional results and lid cosmesis
- 0.6 mm thickness, 5.0 mm width
- Available in gold and platinum
- 40% thinner than regular Oculid® implantable weights
- Platinum density 11% higher than gold
- 1.0 mm suture holes
- MRI Conditional*
- Sterile
- Box of 1

Required: Prior sizing. See OCULID® Sizing Set - See page 29

OCULID GOLD SLIM®	MATERIAL	WEIGHT
S3.4006	Gold	0.6 g
S3.4008	Gold	0.8 g
S3.4010	Gold	1.0 g
S3.4012	Gold	1.2 g
S3.4014	Gold	1.4 g
S3.4016	Gold	1.6 g

OCULID PLATINUM SLIM®	MATERIAL	WEIGHT
S3.6006	Platinum	0.6 g
S3.6008	Platinum	0.8 g
S3.6010	Platinum	1.0 g
S3.6012	Platinum	1.2 g
S3.6014	Platinum	1.4 g
S3.6016	Platinum	1.6 g
S3.6018	Platinum	1.8 g

* Check IFU for MRI Parameters



EYELID REPAIR

OCULID® SIZING SET

OCULID® Sizing Set assists in selecting the appropriate implantable or external eyelid weight. The eyelid should close without difficulty and induce a slight ptosis of 1.0 mm.

Set includes:

- A storage case
- 7 sizing weights from 0.6 g to 1.8 g (0.2 g increments)
- 100 double-sided, hypoallergenic adhesive strips
- Skin tone selector card to best match patient's complexion
- For external use only
- Reusable, non-sterile


SIZING SET	PACKAGING
S3.7000	Box of 1



HYPOALLERGENIC ADHESIVE STRIPS

To attach OCULID® External Eyelid Weights to the upper eyelid.

ADHESIVE STRIPS	PACKAGING
S3.0500	Box of 100



EYELID WEIGHTS

OCULID® EXTERNAL EYELID WEIGHTS

- Effective non-surgical treatment
- Simple use and application
- Allows eyelid closure without difficulty
- Hidden behind superior palpebral fold
- Helps protect surface of the eye
- Relieves dry eye
- Strengthens levator muscles with continued use
- Induces slight ptosis (1.0 mm)
- Supplied with 100 double-sided, hypoallergenic adhesive strips
- Non-sterile
- Box of 1



Required: Prior sizing and color selection. See OCULID® Sizing Set – See page 29

Light	WEIGHT
S3.6006 - 0	0.6 g
S3.6008 - 0	0.8 g
S3.6010 - 0	1.0 g
S3.6012 - 0	1.2 g
S3.6014 - 0	1.4 g
S3.6016 - 0	1.6 g
S3.6018 - 0	1.8 g

Pink	WEIGHT
S3.6006 - 1	0.6 g
S3.6008 - 1	0.8 g
S3.6010 - 1	1.0 g
S3.6012 - 1	1.2 g
S3.6014 - 1	1.4 g
S3.6016 - 1	1.6 g
S3.6018 - 1	1.8 g

Tan	WEIGHT
S3.6006 - 2	0.6 g
S3.6008 - 2	0.8 g
S3.6010 - 2	1.0 g
S3.6012 - 2	1.2 g
S3.6014 - 2	1.4 g
S3.6016 - 2	1.6 g
S3.6018 - 2	1.8 g

Medium Brown	WEIGHT
S3.6006 - 3	0.6 g
S3.6008 - 3	0.8 g
S3.6010 - 3	1.0 g
S3.6012 - 3	1.2 g
S3.6014 - 3	1.4 g
S3.6016 - 3	1.6 g
S3.6018 - 3	1.8 g

Dark Brown	WEIGHT
S3.6006 - 4	0.6 g
S3.6008 - 4	0.8 g
S3.6010 - 4	1.0 g
S3.6012 - 4	1.2 g
S3.6014 - 4	1.4 g
S3.6016 - 4	1.6 g
S3.6018 - 4	1.8 g

EYELID REPAIR

EYELID REPAIR ACCESSORIES

SYMBLEPHARON RINGS

FCI's Symbblepharon Rings are designed to prevent retraction of the conjunctival cul-de-sac without touching the cornea.

- PolyMethylMethAcrylate (PMMA)
- Translucent
- Highly polished edges, atraumatic
- Sterile

	Single Use	SIZE	MATERIAL	DIAMETER	PACKAGING
S6.2420		Small	PMMA	20 mm	Box of 1
S6.2422		Medium	PMMA	22 mm	Box of 1
S6.2425		Large	PMMA	25 mm	Box of 1



OCULAR SHIELD

- To protect the eye during lacrimal or lid surgery
- Use the handle to place and remove the ocular shield easily
- Made of PMMA / Not for laser treatment

	Single Use	PACKAGING
S6.2301	OCULAR SHIELD	Box of 1



WRIGHT FASCIA NEEDLE

- Non-sterile

	Reusable	MATERIAL	PACKAGING
WF-1000u	WRIGHT FASCIA NEEDLE	Stainless Steel	Box of 1



WATZKE FORCEPS

- Non-sterile

	Reusable	MATERIAL	PACKAGING
S5.3100	WATZKE FORCEPS	Stainless Steel	Box of 1



ORBITAL IMPLANTS

EZYPOR®

EZYPOR® is FCI's ultimate high density polyethylene orbital implant with an innovative suturing platform.


EZYPOR® has a smooth anterior suturing surface with eight tunnels allowing multiple suturing options. The use of FCI's Orbital Sizers (S6.3060) is recommended to select the appropriate implant diameter which is essential to reach the utmost final cosmetic result.

EZYPOR® is gently inserted into the eye socket with the Sphere Introducer (S6.3050).

- Indicated for enucleation, evisceration and secondary implantation
- Made of Ultra High Molecular Weight PolyEthylene (UHMWPE)
- Porosity between 40 and 60% for optimum colonization of fibrovascular tissues
- Smooth anterior suturing platform with eight suture tunnels to facilitate needle insertion and muscle fixation
- No need for autologous graft
- Sterile

Recommended: Orbital Sizers (S6.3060) and Sphere Introducer (S6.3050) - See page 35

FCI EXCLUSIVE



Ultra High Molecular Weight PolyEthylene

EZYPOR®	MATERIAL	DIAMETER	PACKAGING
S6.6012	UHMWPE	12 mm*	Box of 1
S6.6014	UHMWPE	14 mm*	Box of 1
S6.6016	UHMWPE	16 mm	Box of 1
S6.6018	UHMWPE	18 mm	Box of 1
S6.6020	UHMWPE	20 mm	Box of 1
S6.6022	UHMWPE	22 mm	Box of 1

*EZYPOR® 12 mm and 14 mm do not have suturing platform.



BIOCERAMIC ORBITAL IMPLANTS

FCI's **BIOCERAMIC ORBITAL IMPLANTS** provide an improved structure for vascularization and integration that is **biocompatible, bioinert, nontoxic, and nonallergenic**. Bioceramic orbital implants are **stable, easily handled, and less sticky than other alternatives**.

These orbital implants can be inserted easily into the orbital socket and do not cling to surrounding tissue. The improved connectivity that occurs between pores enhances vascularization, and the implants may be easily drilled without crumbling.

- Indicated for enucleation, evisceration and secondary implantation
- Made of 99% pure aluminum oxide (Al₂O₃)
- Material successfully used in orthopaedic and dental fields
- Porosity range: 200-550 µm
- Uniform interconnected pores, 85% of the total volume between 200 and 300 µm
- Strong, non-brittle, lightweight material
- Rapid and complete fibrovascularization
- Easy to insert: less sticky and no velcro effect
- Low tissue reaction and low exposure rate
- Regular surface: less irritation and less inflammation
- Two options: spherical or egg-shaped
- Sterile

Recommended: Orbital Sizers (S6.3060) - See page 35



SPHERICAL BIOCERAMIC	MATERIAL	DIAMETER	PACKAGING
S6.5112	Aluminium oxide	12 mm	Box of 1
S6.5114	Aluminium oxide	14 mm	Box of 1
S6.5116	Aluminium oxide	16 mm	Box of 1
S6.5118	Aluminium oxide	18 mm	Box of 1
S6.5120	Aluminium oxide	20mm	Box of 1
S6.5121	Aluminium oxide	21 mm	Box of 1
S6.5122	Aluminium oxide	22 mm	Box of 1

EGG-SHAPED BIOCERAMIC	MATERIAL	DIAMETER	PACKAGING
S6.5330	Aluminium oxide	18 mm	Box of 1
S6.5340	Aluminium oxide	20 mm	Box of 1



Spherical, Aluminum Oxide

FCI EXCLUSIVE



Egg-Shaped, Aluminum Oxide

ORBITAL IMPLANTS

MESH-WRAPPED BIOCERAMIC IMPLANTS

This bioceramic implant is wrapped in vicryl mesh, allowing the secure attachment of extraocular muscles by suturing directly to the implant.

- Indicated for enucleation
- No need for donor sclera or autologous tissue
- Facilitates sphere introduction
- Mesh resorption in 45-60 days
- Sterile

Recommended: Orbital Sizers (S6.3060) - See page 35

MESH-WRAPPED	MATERIAL	DIAMETER	PACKAGING
S6.5316u	Aluminum oxide, vicryl mesh, silicone band	16 mm	Box of 1
S6.5318u	Aluminum oxide, vicryl mesh, silicone band	18 mm	Box of 1
S6.5320u	Aluminum oxide, vicryl mesh, silicone band	20 mm	Box of 1
S6.5322u	Aluminum oxide, vicryl mesh, silicone band	22 mm	Box of 1

FCI EXCLUSIVE




Aluminum Oxide, Vicryl Mesh, Silicone Band

SILICONE ORBITAL IMPLANTS

- Indicated for enucleation and evisceration
- Medical grade silicone (translucent)
- Sterile

Recommended: Orbital Sizers (S6.3060) - See page 35

SPHERICAL SILICONE	MATERIAL	DIAMETER	PACKAGING
S6.1012	Silicone	12 mm	Box of 1
S6.1013	Silicone	13 mm	Box of 1
S6.1014	Silicone	14 mm	Box of 1
S6.1015	Silicone	15 mm	Box of 1
S6.1016	Silicone	16 mm	Box of 1
S6.1017	Silicone	17 mm	Box of 1
S6.1018	Silicone	18 mm	Box of 1
S6.1019	Silicone	19 mm	Box of 1
S6.1020	Silicone	20 mm	Box of 1
S6.1022	Silicone	22 mm	Box of 1




Spherical, Silicone

ORBITAL ACCESSORIES

ORBITAL SIZERS

The orbital sizers are designed to accurately select the appropriate orbital implant diameter in cases of enucleation and evisceration.

- Set of 4 sizers (14, 16, 18 and 20 mm)
- PolyOxyMethylene (POM)
- Sterile



	Single Use	MATERIAL	PACKAGING
S6.3060		POM	Box of 4

SPHERE INTRODUCER

This orbital implant introducer was developed to help easily insert implants into the eye socket.

- Non sterile



	Reusable	MATERIAL	PACKAGING
S6.3050		Stainless Steel	Box of 1

ORBITAL ACCESSORIES


PERFORATED CONFORMERS

FCI's perforated conformers maintain the conjunctival cul-de-sac after enucleation or evisceration without hindering lid closure.

- Perforations allow for post-operative eye drop instillation and secretion drainage
- Available in 2 models: rigid or flexible
- Translucent

Rigid Conformers

- Polyamide 12
- Sterile



Single Use	SIZE	MATERIAL	DIAMETER	PACKAGING
S6.2230	Small	Polyamide 12	20 mm	Box of 1
S6.2231	Medium	Polyamide 12	23 mm	Box of 1
S6.2232	Large	Polyamide 12	26 mm	Box of 1

Flexible Conformer

- Medical grade silicone
- One size, trimmable
- Sterile



Single Use	SIZE	MATERIAL	DIAMETER	PACKAGING
S6.2001	Medium	Silicone	23 mm	Box of 1

SYMBLEPHARON RINGS

FCI's Symblepharon Rings are designed to prevent retraction of the conjunctival cul-de-sac without touching the cornea.

- PolyMethylMethAcrylate (PMMA)
- Highly polished edges, atraumatic
- Translucent
- Sterile



Single Use	SIZE	MATERIAL	DIAMETER	INNER DIAMETER	PACKAGING
S6.2420	Small	PMMA	20 mm	13 mm	Box of 1
S6.2422	Medium	PMMA	22 mm	14 mm	Box of 1
S6.2425	Large	PMMA	25 mm	15 mm	Box of 1



INDEX

A

Autostable Ritleng® Intubation..... 13

B

Balloon Catheter..... 5
Bicanalicular Intubations..... 11-16
BIKA®..... 16
BIKA® for DCR..... 16
Bioceramic Orbital Implants..... 32
Bowman Probe..... 19

C

Canalicular Lacerations..... 6, 7, 15
Canalicular Pathologies..... 9-16
Collagen Plugs..... 23
Conformers..... 36
Congenital Nasolacrimal Duct Obstruction..... 7-9, 16
Conjunctivodacryocystorhinostomy (CDCR)..... 17
Crawford Hook..... 10, 15, 18
Crawford Intubation Set..... 15

D

Dacryocystoplasty (DCP)..... 5
Dacryocystorhinostomy (DCR)..... 12-16
Double Dilator..... 25
Dry Eye..... 20-25
Dry Eye Accessories..... 25

E

E-Caprolactone-L-Lactide Copolymer (PCL)..... 24
Egg-Shaped Bioceramic Implants..... 33
Enucleation..... 32-37
Epiphora..... 4-19
Evisceration..... 32-35
Expanded Poly Tetra Fluoro Ethylene (ePTFE)..... 26
Eyelid Implants..... 27, 28
Eyelid Repair Accessories..... 31
Eyelid Repair..... 26 - 31
Ezypor®..... 32

F

FCI Nunchaku®..... 12

G

Goldberg Cerclage..... 15

H

High Density Polyethylene Orbital Implants..... 32
Horizontal Lacrimal Duct Obstruction..... 11
Hypoallergenic Adhesive Strips..... 29

I

Imperforation of the Nasolacrimal Duct..... 14, 15
Infant BIKA®..... 16
Infant Canalicular Stenosis..... 16
Intubation Sets..... 6-16

J

Jones Tubes..... 17

L

Lacrijet®..... 7
Lacrimal Accessories..... 18, 19

M

Masterka®..... 8, 19
Mesh-Wrapped Orbital Implants..... 34
Mini-Monoka®..... 6
Mono-Crawford..... 10
Monocanalicular Intubations..... 6-10
Monoka®..... 9

N

Non-Sterile Plugs..... 22

O

Ocular Shield.....	31
Oculid® External Eyelid Weights.....	30
Oculid Gold®.....	27
Oculid Gold Slim®.....	28
Oculid® Implants.....	27-29
Oculid Platinum Slim®.....	28
Oculid® Sizing Set.....	29
Ophtacath®.....	5
Orbital.....	32-37
Orbital Accessories.....	35-37
Orbital Implants.....	32-34
Orbital Sizers.....	35

P

Partial Occlusion.....	4
Permanent Punctal Plugs.....	4, 20-22
Pigtail Probe.....	15, 19
Preloaded Punctal Plugs.....	21
Prolong®.....	23
Prolong®+.....	23
Prolong® Dx.....	24
Ptose-Up®.....	26
Ptosis Sling.....	26
Punctal Occlusion.....	20-23
Punctal Plugs.....	4, 20-24
Punctal Stenosis.....	4, 11
Punctum Dilator and Plug Inserter.....	6-10, 19
PVP Perforated Plugs.....	4

R

Ritleng®+.....	13
Ritleng® Endonasal Forceps.....	18
Ritleng® Hook.....	18
Ritleng® Instruments.....	14-18
Ritleng® Lacrimal Intubation Set.....	14
Ritleng® Probe.....	18

S

Self-Threading Monoka®.....	9
Self-Retaining Bicanaliculus Intubation Set II (SRS II).....	11
Silicone Orbital Implants.....	34
Sizer.....	8, 11, 19
Slanted Collarette Plugs.....	21, 22
Slim Plugs.....	21, 22
SNUGPLUG®.....	20
Sphere Introducer.....	35
Stoploss™ Jones Tubes.....	17
Stoploss™ Jones Tube Introducer Set.....	17
Stoploss™ Jones Tube Removal Tool.....	17
Symblepharon Rings.....	31, 37

T

TearSaver® Plugs.....	22
Temporary Punctal Plugs.....	23, 24

U

Ultraplug™ Extended Wear Absorbable Plugs.....	24
--	----

W

Watzke Forceps.....	26, 31
Wide/Medium Collarette Monoka®.....	9
Wright Fascia Needle.....	31

CONTACT FCI

Orders

orders@fci-ophthalmics.com

Telephone


800.932.4202
781.826.9060

Fax

781.826.9062

Information

info@fci-ophthalmics.com



JOIN OUR OPHTHALMIC COMMUNITY!



LINKEDIN




YOUTUBE



EYETUBE



FCI-Ophthalmics.com
800.932.4202



FCI®

a ZEISS company

FCI Ophthalmics

30 Corporate Park Drive, Suite 310/320

Pembroke, MA 02359

For more information, please contact your local representative :